Multiple District 333

As of October 2026 Cumulative

Year	New Clubs	Dropped Clubs	Gain/ Loss Clubs	New Members	Charter Members	Reinstate Members	Transfer Members	Total Member Added	Total Members Dropped	Gain/ Loss Members
2022-2023	3	6	-3	898	99	12	36	1,045	1,193	-148
2023-2024	2	7	-5	827	76	25	13	941	1,409	-468
2024-2025	2	13	-11	936	45	87	30	1,098	1,855	-757
2025-2026	5	8	-3	884	137	48	35	1,104	1,198	-94
2026-2027	2	0	2	311	100	21	3	435	232	203
Average	**3**	**7**	**-4**	**771**	**91**	**39**	**23**	**925**	**1,177**	**-253**

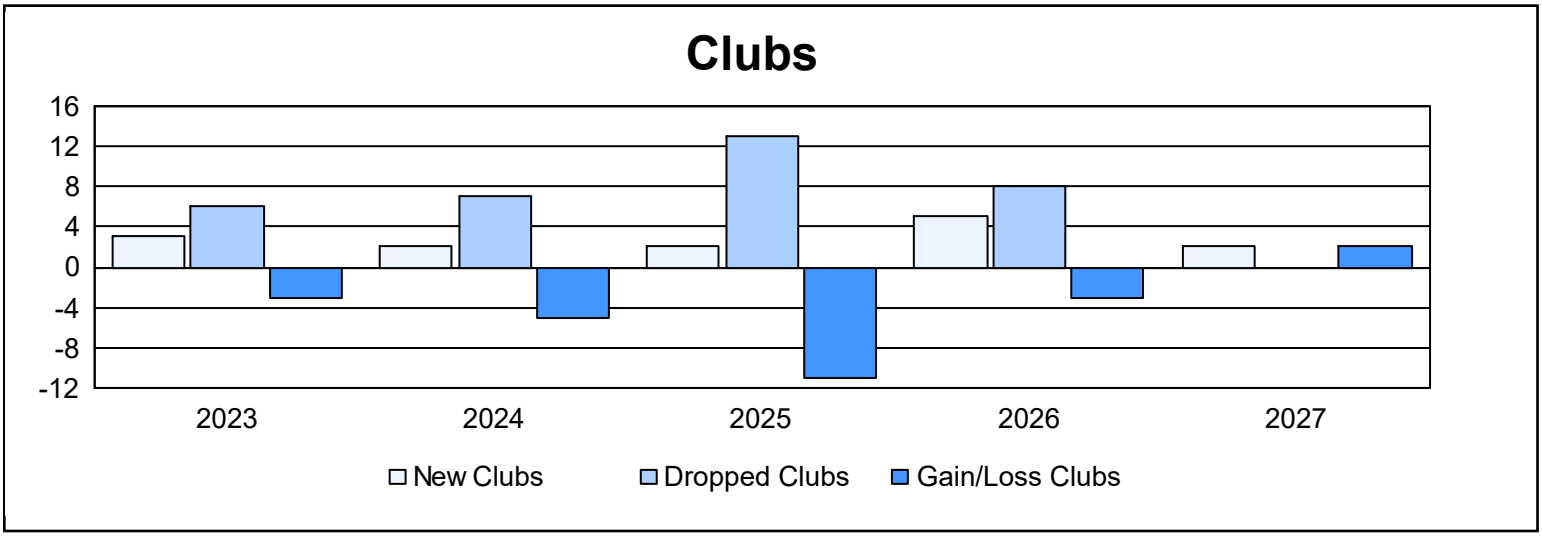

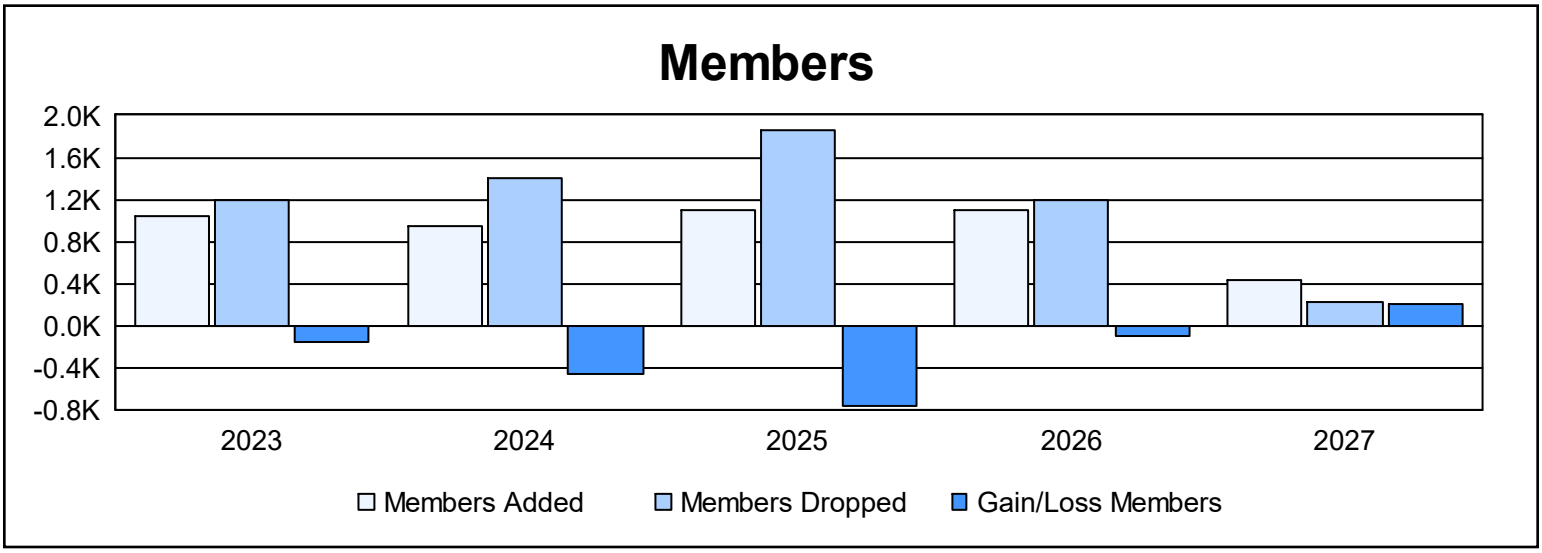

Membership Composition

October 2026 Cumulative

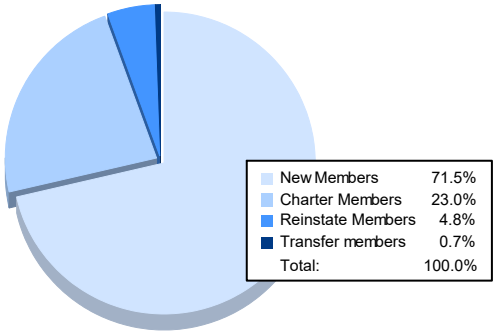

Gender Composition

October 2026 Cumulative

